

Publish Date : 12.09.2019 | Rev no: 03

PowerMAX Cat.6 ezi-JACK Horizontal Jack

If its speed that you're after, then look no further than the DINTEK PowerMAX™ Category 6 Modular Jacks.

DINTEK Cat 6 Jacks provide performance that exceeds category 6 connecting hardware performance specifications. They also ensure backwards compatibility with components and systems of lower performing categories. DINTEK Installers and end users benefit from the ease of install and use, and with their compact design they are good for high density situations. For example, up to six modules can be utilized in a single face plate.

Combined with other DINTEK PowerMAX™ products, they are the perfect solution to your voice and data communications needs.

Features

- Meet ANSI/TIA-568-C.2 Cat.6 15M Short Link requirements.
- Accept 22~24AWG, stranded or solid wire
- IDC connector with large space of each pair to improve crosstalk.
- Modular jack meet FCC part 68
- Wiring: T568A/B

Independently Verified Certifications

ETL Verified Certificate Of Conformance



Applications

- Voice; T1; ISDN
- 10GBASE-T
- 16Mbps Token Ring (IEEE802.5)
- 100VG-AnyLAN (IEEE802.12)
- 100BASE-T Ethernet (IEEE802.3)
- 155/622Mbps 1.2/2.4 Gbps ATM
- 1000Mbps Gigabit Ethernet
- 550MHz Broadband Video

Standards Conformance

- UL Verified
- ISO/IEC11801 2nd edition
- ANSI/TIA Standard 568-2.D
- CENELEC EN 50173

Ordering Information







Product Number	Product Name	Orientation	Color	Std Pkg Qty
1305-04017	CAT.6 90 degree unshielded E jack,T568A/B	Horizontal	White	1pcs/PE Bag
1305-04031	CAT.6 90 degree unshielded E jack,T568A/B	Horizontal	Blue	1pcs/PE Bag
1305-04032	CAT.6 90 degree unshielded E jack,T568A/B	Horizontal	Red	1pcs/PE Bag
1305-04033	CAT.6 90 degree unshielded E jack,T568A/B	Horizontal	Yellow	1pcs/PE Bag
1305-04034	CAT.6 90 degree unshielded E jack,T568A/B	Horizontal	Green	1pcs/PE Bag

Technical Specifications

Construction		
Body		
Connector Housing	High-impact, Flame-Retardant Plastic	
Standard	UL94V-0 rated	
Front Connection		
Contact Type	Spring Wire	
Material	Phosphor Bronze Alloy Plated with 50 micro-inch of Gold over 70~100 micro-inch of Nickel	
Rear Terminals		
Terminal Type	IDC	
Material	Phosphor Bronze Alloy with 100 micro-inch 100% Sn Alloy	
Physical Ranges		
Temperature Range		
	Storage	-40 to +70°C
	Operational	-10 to +60°C
Relative humidity		
	Operational	Max. non-condensing 93%
Retention		
		50N (11 lbf) for 60s ± 5s
Insertion/Extraction life		
		750 cycles minimum
Number of IDC terminations		
		200 minimum
Electrical		
Insulation Resistance	500 mΩ min.@ 100V d.c	
Dielectric Withstanding Voltage	1000 V d.c. or a.c. Peak Contact to Contact @ 60 Hz for 1 MIN.	
Spring Wire Contact Resistance	20 mΩ Max.	
Voltage/Current Rating	150VAC/1.5A	
IDC Contact Resistance	2.5 mΩ Max	

Termination Demonstration

Horizontal ezi-JACK

		
Strip 40mm of sheath from cable using stripper	Using working base, place wires as per color spec	Make sure that twists are right up to termination points
		
Insert jack into ezi-TOOL with Red cutting blade	Squeeze handles together terminating and trimming wires	Check terminations, then place dust cap onto jack

DINTEK Electronic Limited

5F., No.8, Ln. 97, Wugong Rd.
Xinzhung Dist., New Taipei City 242
Taiwan (R.O.C.)

P: Office: +886-2-22997898 E-mail: sales@dintek.com.tw W: www.dintek.com.tw

1305-04017